

SubConn® Metal Shell 2400

6, 8 and 10 contacts

Connector specifications

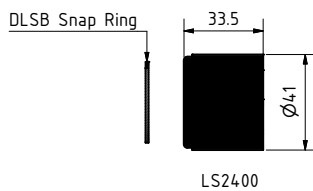
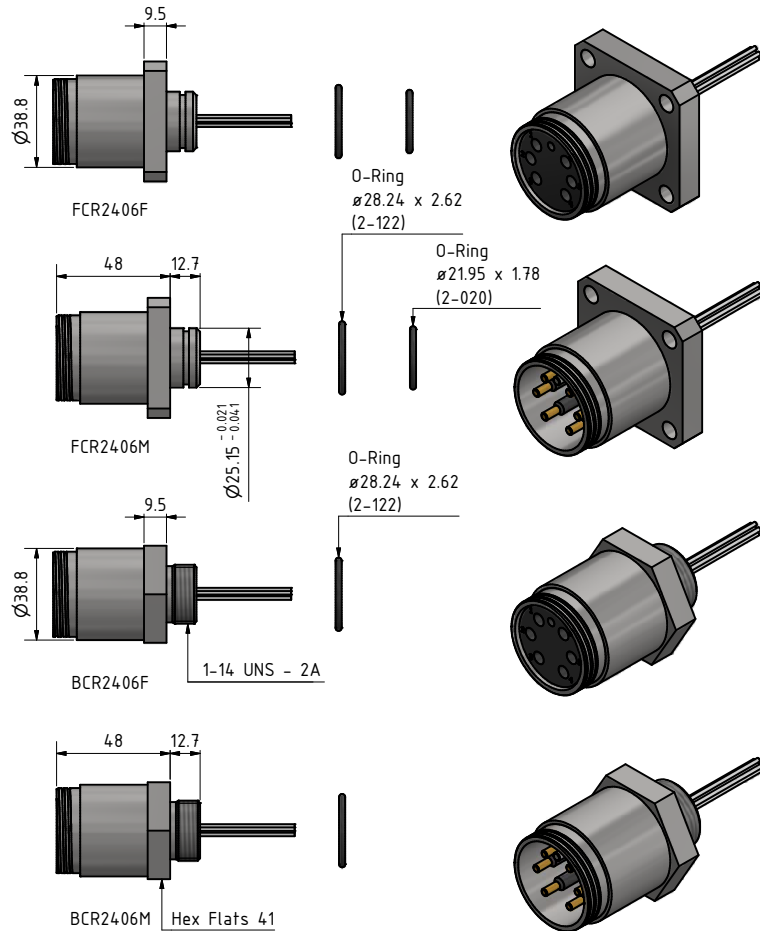
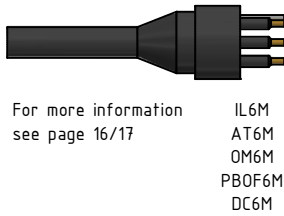

Voltage rating	600 V DC/AC rms
Current rating	10 A per contact (max 50 A per connector)
Insulation resistance	> 200 Mohm
Contact resistance	< 0.01 ohm
Wet matings	> 500
Temperature rating (water)	- 4 to 60°C, 25 to 140°F
Temperature rating (air)	- 40 to 60°C, - 40 to 140°F
Storage temperature rating	- 40 to 60°C, - 40 to 140°F
Qualified pressure tested	800 bar, 11,600 psi

Material specifications

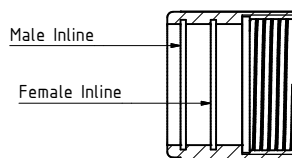
Connector body	Chloroprene rubber
Connector housing	Stainless steel AISI 316 (other materials on request)
Contacts	Brass UNS - C36000
Location pin	Stainless steel AISI 303
O-rings	Nitrile
Locking sleeves	POM or stainless steel
Snap rings	Stainless steel AISI 302
Bulkhead leads (1 ft, 30 cm)	18 AWG, 0.82 mm ² white tagged PTFE

Face view (male)





Snap ring placement



With male inline connector - snap ring in outer groove

With female inline connector - snap ring in inner groove

Drawing information

Dimensions in mm (1 mm = 0.03937 inch)
Threads in inches (1 inch = 25.4 mm)