

SubConn® Ethernet Metal Shell 2000

13 contacts


Connector specifications

Voltage rating	600 V DC/AC rms
Voltage rating on data wire	250 V DC/AC rms
Current rating on power wire	4 A per contact (max 16 A per connector)
Data rate	1 Gbit/s (up to 75 m)
Insulation resistance	> 200 Mohm
Contact resistance	< 0.01 ohm
Wet matings	> 500
Temperature rating (water)	- 4 to 60°C, 25 to 140°F
Temperature rating (air)	- 40 to 60°C, - 40 to 140°F
Storage temperature rating	- 40 to 60°C, - 40 to 140°F
Qualified pressure tested	600 bar, 8,700 psi

Material specifications

Connector body	Chloroprene rubber
Connector housing	Stainless steel AISI 316 (other materials on request)
Contacts	Female sockets in gold plated brass UNS - C36000 Male pins in gold plated beryllium copper
O-rings	Nitrile
Locking sleeves	POM or stainless steel
Snap rings	Stainless steel AISI 302
Bulkhead leads (3.3 ft, 100 cm)	CAT 5E patch cable, 4 x 20 AWG, 0.52 mm ² coloured PTFE incl. RJ 45 connector (not installed)

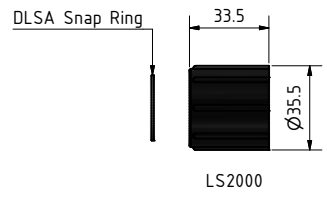

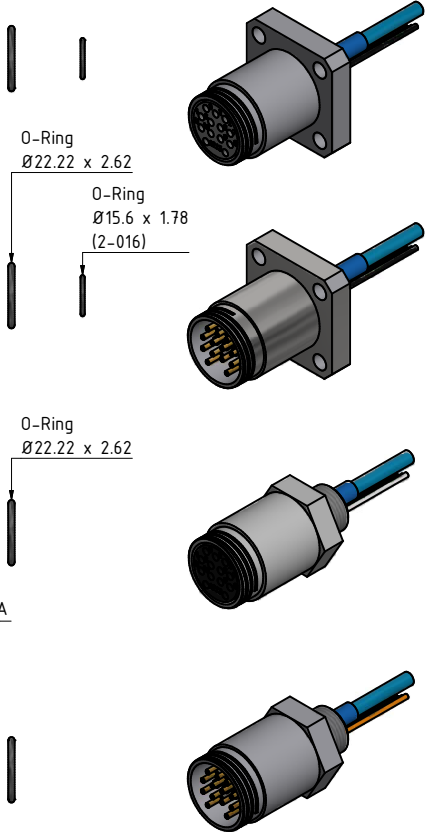
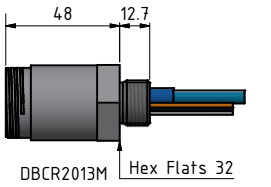
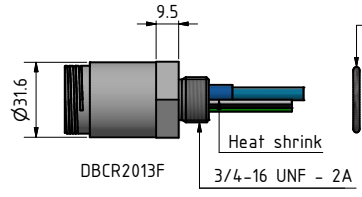
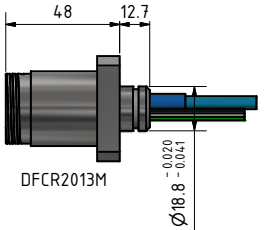
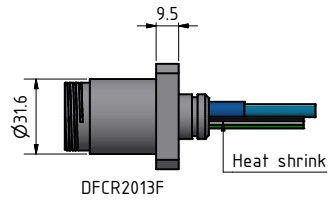

Face view (male)



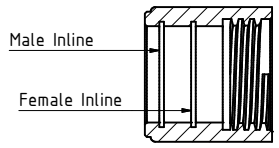
Wire colour code

1 Black	4-5 Brown, Brown/white*	10-11 Green, Green/white*
2 Screen (orange wire on bulkhead)	6-7 Blue, Blue/white*	12 Red
3 White	8-9 Orange, Orange/white*	13 Green

* Twisted pairs



Snap ring placement



With male inline connector - snap ring in outer groove

With female inline connector - snap ring in inner groove

Drawing information

Dimensions in mm (1 mm = 0.03937 inch)
Threads in inches (1 inch = 25.4 mm)